

# ***Part Identification List***



July 2009



# CONTENTS












B&D ROLLING DOORS	3 - 14
B&D SECTIONAL DOORS	15 - 26
B&D ROLL-A-SHUTTER	27 - 33
B&D FLEX-A-DOOR	34 - 36
B&D TILT-A-DOR	37 - 38



## B&amp;D ROLLING DOORS

	Part No.	Description	Unit	R1D	R1F	R1R	R1M	R2, 3I & R2F	R2W & R3W	R3F
	051618	S1 A Bracket R/H	E	•	•	•	•			
	051617	S1 A Bracket L/H	E	•	•	•	•			
	009809	S1 A2 Extended Leg Bracket Kit	E	•	•	•	•			
	00631	S1 Side Extended Bracket R/H	E	•	•	•	•			
	00630	S1 Side Extended Bracket L/H	E	•	•	•	•			
	009101	Series 1 Mullion Head Bracket	E	•	•	•	•			
	005197	Fixing Plate (For Mullion) (Common Plate)	E	•	•	•	•			
	051642	S1 Guide Block & Rollers R/H	E	•			•			
	051641	S1 Guide Block & Rollers L/H	E							
	007406	S1 Parts Bag No1 Suits 2.2mm	E	•						
	007407	S1 Parts Bag No2 Suits 2.5mm	E	•						
	007408	S1 Parts Bag No3 Suits 3.0mm (Red Bag)	E	•						
	051147	Parts Bag Steel Fix No1	E	•						
	051148	Parts Bag Steel Fix No2	E	•						
	051149	Parts Bag Steel Fix No3 (Red Bag)	E	•						
	003492	Classic Lock & Faceplate Assy	E	•						
	009052	R1D Lock & Faceplate	E	•					•	












## B&amp;D ROLLING DOORS

	Part No.	Description	Unit	R1D	R1F	R1R	R1M	R2, 3I & R2F	R2W & R3W	R3F
	007272	R1D Lock Faceplate	E	•					•	
	7003563	Classic Lock (Pre 1980 As Replacement)	E	•						
	003493	Classic Lock Faceplate	E	•						
	051650	R1D Saddle	E	•	•	•	•			
	051169	Lock Hole Cover	E	•	•	•	•	•	•	•
	007464	Fixed Clip	E	•	•	•	•			
	000350	Guide Clip	E	•	•	•	•			
	009925	Bottom Rail Head Stop	E	•	•	•	•			
	000768	Locking Bar Grommet	E	•	•	•	•		•	•
	051039	Lock Bar Retainer	E	•	•	•				
	049849	Bottom Rail D Handle	E	•					•	







## B&D ROLLING DOORS

	Part No.	Description	Unit	R1D	R1F	R1R	R1M	R2, 3I & R2F	R2W & R3W	R3F
	049848	Bottom Rail Handle	E	•					•	
	050951	Fastener Pack No1	E	•	•	•	•			
	050952	Fastener Pack No2								
	050953	Fastener Pack No3								
	050489	Saddle Kit Assembly	E	•	•	•	•			
	007403	S1 Guide Kit 2200mm	E	•	•	•	•			
	007404	S1 Guide Kit 2500mm	E							
	007405	S1 Guide Kit 3000mm Includes Locking Bars To Suit 3150 Wide	E							
		Guide Profile Depth 2.6cm								
	051036	Centre Arm Support	E	•	•	•	•			
	61079	Plastic Axle Clamp (Coning Collar)	E	•	•	•	•			
	000732	Axle Clamp	E	•	•	•	•	•	•	•
	007389	Curtain Separator R/H	E	•			•			
	007368	Curtain Separator L/H	E							
	003567	R1D Drum Wheel	E	•			•			

## B&amp;D ROLLING DOORS

	Part No.	Description	Unit	R1D	R1F	R1R	R1M	R2, 3I & R2F	R2W & R3W	R3F
	002824	Small Parts Bag No 6 (Red Bag)	E						•	
	061129	Retainer Lock Bar	E	•	•	•	•		•	•
	000100	Saddle	E					•	•	•
	006524	Bottom Rail Stop	E					•	•	
	050961	Small Parts Bag No6 CCL	E					•	•	
	047716	Small Parts Bag (Red Bag)	E						•	
	051144	S2 Drum Wheel	E					•	•	
	006525	S2 Hubliner (White)	E					•		
	7202	Hubliner SI	E	•			•			
	061114	Lock Bar Suits 3150 Door	E	•	•		•		•	•
	061127	Lock Bar Suits 5500 Door	E							

# B&D ROLLING DOORS

	Part No.	Description	Unit	R1D	R1F	R1R	R1M	R2, 3I & R2F	R2W & R3W	R3F
	050899	Fixed Guide Clip	E					•		
	006136	Internal Waist High Lock Assy S2	E					•	•	
	048605	Internal Waist High Lock Assy S3,1	E	•	•	•	•		•	•
	051006	Weatherseal July 1996 To Current	M	•	•	•	•	•	•	•
	009073	Weatherseal Adaptor 3.0mtr Suites Weatherseal 051006	E	•	•	•	•	•	•	•
	051005	Weatherseal	M	•						
	0T4859	Weatherseal 1975-1996	M	•						
	0077476	Weatherseal	M	•						
	000098	C Bracket L/H	E					•	•	
	000099	C Bracket R/H	E					•	•	





## B&amp;D ROLLING DOORS










	Part No.	Description	Unit	R1D	R1F	R1R	R1M	R2, 3I & R2F	R2W & R3W	R3F
	051652	Guide Block & Roller R/H	E					•	•	
	051651	Guide Block & Roller L/H	E					•	•	
Image not available	00602	C1 L/H Bracket Side Extended Zc Plated	E					•	•	•
Image not available	00603	C1 R/H Bracket Side Extended Zc Plated	E					•	•	•
Image not available	008607	Chain Wheel Assy Direct Drive (Excludes Chain)	E					•	•	
	000248	Chain Wheel Direct Drive X 1	E					•	•	
	0005227	Spacers X 3	E					•	•	
Image not available		Set Bolts Nuts Washers X 3	E					•	•	
	008607	Planetary Gear Assy (Ex Chain)	E					•		
	000121	Chain Wheel & Pinion X 1	E					•		



## B&amp;D ROLLING DOORS

	Part No.	Description	Unit	R1D	R1F	R1R	R1M	R2, 3I & R2F	R2W & R3W	R3F
	000186	Ring Gear X 1	E					•		
	002807	Planet Gear Carrier Assembly	E					•		
	000122	Planet Gears X 4	E					•		
	000123	Planet Gear Carrier	E					•		
Image not available		Push On Fix X 4	E					•		
	000126	Chain Guide & Inserts	E					•	•	
	003677	Chain Guide Retaining Washer	E					•	•	
	006534	Spacer (Chain Guide To Chain Wheel)	E					•	•	
Image not available	007017	Chain Guide Retaining Washer	E					•	•	
	000834	Hand Chain Per Mtr	E					•	•	

# B&D ROLLING DOORS












	Part No.	Description	Unit	R1D	R1F	R1R	R1M	R2, 3I & R2F	R2W & R3W	R3F
	002742	Chain Clip Pressed	E					•	•	
	006462	Chain Guide Insert (Plastic)	E					•	•	
Image not available	002138	Shear Pin	E					•		
Image not available	006553	Nut Hex 3/8 (To Suit Shear Pin)	E					•		
Image not available	051651	Guide Block S2&3 L/H Post 08	E					•	•	
Image not available	051652	Guide Block S2&3 R/H Post 08 (Refer Fitting New Style)	E							
	62696	Series 2 Plastic Sprocket	E					•	•	
	006730	Series 2 Mullion Head Bracket	E					•		
	000600	C2 Bracket L/H	E					•	•	
	000601	C2 Bracket R/H	E					•	•	
	046177	Clip Windlock S2	E					•		
	045526	Slide Clip (Old Style)	E					•		
	51271	Slide Clip (Doors From 2002)	E					•		
	51266	Bag Of 50								



## B&D ROLLING DOORS

	Part No.	Description	Unit	R1D	R1F	R1R	R1M	R2, 3I & R2F	R2W & R3W	R3F
	509070	Guide Kit 2100	E					•	•	
	050908	Guide Kit 2400	E							
	050901	Guide Kit 3000	E							
	050911	Guide Kit 3300	E							
	050912	Guide Kit 3600	E							
	050913	Guide Kit 4200	E							
	050915	Guide Kit 5100 Guide Profile Depth 5.0cm	E							
	049733	Guide Kit 3000	E					•		•
	049734	Guide Kit 3400	E							
	049738	Guide Kit 3600	E							
		Guide Profile Depth 4.7cm								
	048327	Parts Bag	E					•	•	
	001348	Parts Bag 5C	E					•	•	
	001349	Parts Bag 6C (No Handle)	E							
	001350	Parts Bag 7C	E					•	•	
	001351	Parts Bag 8C	E							
	001352	Parts Bag 9C	E							
	050960	Small Parts Bag 9C	E					•	•	
	050959	Small Parts Bag 8C								
	050958	Small Parts Bag 7C								
	050957	Small Parts Bag 6C								
	050956	Small Parts Bag 5C								
	000250	Saddle Plate	E					•	•	
	050490	Saddle Kit Assembly	E					•	•	•
	050491	Saddle Kit Assembly	E					•	•	










## B&amp;D ROLLING DOORS

	Part No.	Description	Unit	R1D	R1F	R1R	R1M	R2, 3I & R2F	R2W & R3W	R3F
	051118	Bottom Rail Slide Bolt Kit	E					•	•	
	005695	Bottom Rail Slide Bolt Kit	E	•			•			
	051155	Lock Bar Retainer Qty 6	E	•	•	•	•	•	•	•
	051000	Small Parts Bag No1 Fad (Blue Bag)	E		•					
	061100	Lock Assembly Fad	E		•					•
	051409	Parts Bag No 1 Fad Steel Fix (Blue Bag)			•					
	051112	Small Parts Bag Maxi (Blue Bag)	E							•
	051110	Maxi Bracket L/H	E							•
	051111	Maxi Bracket R/H	E							•
	051647	Guide Block & Roller L&R/H	E		•	•	•			
	051043	R1F Drum Wheel	E		•					

## B&amp;D ROLLING DOORS

	Part No.	Description	Unit	R1D	R1F	R1R	R1M	R2, 3I & R2F	R2W & R3W	R3F
	051034	Maxi Drum Wheel	E							•
	051040	Lock Bar Retainer	E		•	•				
	052007	Small Parts Bag Roll Master (Yellow Bag)	E				•			
	052010	R1R Drum Wheel	E			•				
	051414	Small Parts Bag No2 Steel Fix Mini Warehouse	E				•			
	009488	Small Parts Bag Steel Fix No1	E				•			
	009489	Small Parts Bag Steel Fix No2								
	009490	Small Parts Bag Steel Fix No3								
	ot4867	Rope 900mm	E				•			
	051414	Steel Fix Parts Bag	E	•	•	•	•			
	007167	Mini Warehouse Lock Pressed Old Style	E				•			

## B&amp;D ROLLING DOORS

	Part No.	Description	Unit	R1D	R1F	R1R	R1M	R2, 3I & R2F	R2W & R3W	R3F
	007112	Body Aluminium Pressed	E				•			
	007116	Lock Bar	E				•			
	007115	Lock Locating Bracket	E				•			
	002968	Tape Paint Protector	E				•			
	000690	Pop Rivet	E				•			
	047686	Mini Warehouse Lock New Style Cast	E	•	•	•	•			
	051184	Mini Warehouse Lock S/Steel External Use	E	•	•	•	•			
	051189	Cylinder Lock Barrel Including 3 Keys Addit (Suits 051184)	E	•	•	•	•			
Image not available	051272	Overlock Key (Suits 051189)	E	•	•	•	•			
	051855	Emb-A-Seal Kit Single Rolling Door 3100mm	E	•	•	•	•	•	•	•
	051856	Emb-A-Seal Kit Double Rolling Door 5500mm	E	•	•	•	•	•	•	•

## B&D SECTIONAL DOORS

	Part No.	Description	Unit	PPF	FTG	PTG	P7&P7D	PTG2
 Image not available	OT6121	Panel Reinforcing 4850mm	E	•	•	•		•
	OT6122	Panel Reinforcing 5120mm	E	•	•	•		•
	OT6123	Panel Reinforcing 5420mm	E	•	•	•		•
	OT6125	Panel Reinforcing 6070mm	E	•	•	•	•	•
	OT4111	Torsion Shaft 2mm Wall X 7100mm	E	•	•	•	•	•
	OT4144	Torsion Shaft 2mm Wall X 3330mm	E	•	•	•	•	•
	OT4147	Torsion Shaft 2mm Wall X 5680mm	E	•	•	•	•	•
	OT4133	Torsion Shaft Solid 25mm X 6000mm	E	•	•	•	•	•
	OT3166	Reo Plastic End Cap	E	•	•	•		•
	OT2717	Self Drilling Screw (REO Only)	E	•	•	•		•
	OT3541	Bag Small Parts SD Tek Screw	E	•	•	•		•
	OT4524	Bracket Top R/H Pinchfree	E	•				
	OT4523	Bracket Top L/H Pinchfree	E	•				
	OT3170	PPF Plastic Curve	E	•				
	OT2714	Screw 5/16 X 7/8 Flat Head Short Neck Unczp	E	•	•	•	•	•
	OT2702	Nut	E	•	•	•	•	•
	OT6166	Cup Head Screw	E			•		





## B&amp;D SECTIONAL DOORS

	Part No.	Description	Unit	PPF	FTG	PTG	P7&P7D	PTG2
	OT3516	Cup Head Bolt & Nut (Bag 50)	E	•	•		•	•
	OT5482	610mm Angle Reinforcing	E	•	•			•
		14-14x2/4 Hex With Washer Philips	E	•	•	•		•
	OT3543	Bag 14-14x2/4 Hex With Washer Philips	E	•	•	•		•
	OT6162	Bag 14-14x2/4 Hex With Washer Philips	E	•	•	•	•	•
	OT	Spacer Washer	E	•	•	•	•	•
	OT3549	Small Parts Bag - Offset Hinge	E	•				
	OT3536	Bag Small Parts Coach Screw Pack 2	E	•	•	•	•	•
	OT4515	Hinge Plastic Top	E	•				
	OT4516	Hinge Plastic Bottom	E	•				

## B&amp;D SECTIONAL DOORS



	Part No.	Description	Unit	PPF	FTG	PTG	P7&P7D	PTG2
	OT4544	Hinge Plastic Bottom Grey	E	•				
	OT4537	Hinge Assembly	E	•				
	OT3561	Plastic Hinge Link	E	•				
	OT3568	Bag Hinge Links Qty 15	E	•				
	OT4517	Pin Hinge	E	•				
	OT3563	Bag Hinge Pins Qty 28						
	OT4482	Wheel Nylon Standard Shaft 48mm	E	•				
	OT4483	Wheel Nylon Long Shaft 48mm	E	•				
	OT4521	Top Hangar	E	•				
	OT4524	Track Bracket (PPF)	E	•				
	OT4541	Bottom Hangar L/H	E	•				
	OT4542	Bottom Hangar R/H	E	•				

# B&D SECTIONAL DOORS

	Part No.	Description	Unit	PPF	FTG	PTG	P7&P7D	PTG2
	OT4533	Spring Hangar Bracket	E	•				
	OT4532	Bearing Plate L&R/H	E	•				
	OT4001	Cable Drum L/H Red ADH 4x8	E	•	•	•	•	•
	OT4002	Cable Drum R/H Black ADH 4x8	E	•	•	•	•	•
	OT4003	Cable Drum L/H Red ADH 4x13	E	•	•	•	•	•
	OT4004	Cable Drum R/H Black ADH 4x13	E	•	•	•	•	•
	OT4015	L/H Follow The Roof Cable Drum	E				•	•
	OT4016	R/H Follow The Roof Cable Drum	E				•	•



## B&D SECTIONAL DOORS

	Part No.	Description	Unit	PPF	FTG	PTG	P7&P7D	PTG2
	OT4025	L/H Cable Drum High Lift 120	E				•	•
	OT4021	L/H Cable Drum High Lift 54					•	•
	OT4026	R/H Cable Drum High Lift 120	E				•	•
	OT4022	R/H Cable Drum High Lift 54					•	•
	OT2931	Low Headroom Cable To 1930 No1	E		•	•	•	•
	OT2932	Low Headroom Cable To 2030 No2	E		•	•	•	•
	OT2933	Low Headroom Cable To 2130 No3	E		•	•	•	•
	OT2934	Low Headroom Cable To 2230 No4	E		•	•	•	•
	OT2935	Low Headroom Cable To 2330 No5	E		•	•	•	•
	OT2936	Low Headroom Cable To 2430 No6	E		•	•	•	•
	OT2937	Low Headroom Cable To 2530 No7	E		•	•	•	•
	OT2938	Low Headroom Cable To 2630 No8	E		•	•	•	•
	OT2939	Low Headroom Cable To 2740 No9	E		•	•	•	•
	OT2940	Low Headroom Cable To 2850 No10	E		•	•	•	•
	OT2941	PPF Cable Up To 1950 No1	E	•				
	OT2942	PPF Cable Up To 2050 No2	E	•				
	OT2943	PPF Cable Up To 2150 No3	E	•				
	OT2944	PPF Cable Up To 2250 No4	E	•				
	OT2945	PPF Cable Up To 2350 No5	E	•				
	OT2946	PPF Cable Up To 2450 No6	E	•				
	OT2947	PPF Cable Up To 2550 No7	E	•				
	OT2948	PPF Cable Up To 2650 No8	E	•				
	OT2949	PPF Cable Up To 2750 No9	E	•				
	OT2950	PPF Cable Up To 2850 No10	E	•				
	OT2951	Std Headroom Cable To 1950 No1	E		•	•	•	•
	OT2952	Std Headroom Cable To 2050 No2	E		•	•	•	•
	OT2953	Std Headroom Cable To 2150 No3	E		•	•	•	•
	OT2954	Std Headroom Cable To 2250 No4	E		•	•	•	•
	OT2955	Std Headroom Cable To 2350 No5	E		•	•	•	•
	OT2956	Std Headroom Cable To 2450 No6	E		•	•	•	•
	OT2957	Std Headroom Cable To 2550 No7	E		•	•	•	•
	OT2958	Std Headroom Cable To 2650 No8	E		•	•	•	•
	OT2959	Std Headroom Cable To 2750 No9	E		•	•	•	•
	OT2960	Std Headroom Cable To 2850 No10	E		•	•	•	•






Galvanised Steel

Galvanised Steel

Galvanised Steel



## B&amp;D SECTIONAL DOORS

	Part No.	Description	Unit	PPF	FTG	PTG	P7&P7D	PTG2
	OT2961	Low H/Room Cable S/S To 1930 No1	E		•	•	•	•
	OT2962	Low H/Room Cable S/S To 2030 No2	E		•	•	•	•
	OT2963	Low H/Room Cable S/S To 2130 No3	E		•	•	•	•
	OT2964	Low H/Room Cable S/S To 2230 No4	E		•	•	•	•
	OT2965	Low H/Room Cable S/S To 2330 No5	E		•	•	•	•
	OT2966	Low H/Room Cable S/S To 2430 No6	E		•	•	•	•
	OT2967	Low H/Room Cable S/S To 2530 No7	E		•	•	•	•
	OT2968	Low H/Room Cable S/S To 2630 No8	E		•	•	•	•
	OT2969	Low H/Room Cable S/S To 2740 No9	E		•	•	•	•
	OT2970	Low H/Room Cable S/S To 2850 No10	E		•	•	•	•
	OT2971	Std H/Room Cable S/S To 1950 No1	E	•				
	OT2972	Std H/Room Cable S/S To 2050 No2	E	•				
	OT2973	Std H/Room Cable S/S To 2150 No3	E	•				
	OT2974	Std H/Room Cable S/S To 2250 No4	E	•				
	OT2975	Std H/Room Cable S/S To 2350 No5	E	•				
	OT2976	Std H/Room Cable S/S To 2450 No6	E	•				
	OT2977	Std H/Room Cable S/S To 2550 No7	E	•				
	OT2978	Std H/Room Cable S/S To 2650 No8	E	•				
	OT2979	Std H/Room Cable S/S To 2750 No9	E	•				
	OT2980	Std H/Room Cable S/S To 2850 No10	E	•				
	OT2981	Std H/Room Cable S/S To 1950 No1	E		•	•	•	•
	OT2982	Std H/Room Cable S/S To 1950 No2	E		•	•	•	•
	OT2983	Std H/Room Cable S/S To 1950 No3	E		•	•	•	•
	OT2984	Std H/Room Cable S/S To 1950 No4	E		•	•	•	•
	OT2985	Std H/Room Cable S/S To 1950 No5	E		•	•	•	•
	OT2986	Std H/Room Cable S/S To 1950 No6	E		•	•	•	•
	OT2987	Std H/Room Cable S/S To 1950 No7	E		•	•	•	•
	OT2988	Std H/Room Cable S/S To 1950 No8	E		•	•	•	•
	OT2989	Std H/Room Cable S/S To 1950 No9	E		•	•	•	•
	OT2990	Std H/Room Cable S/S To 1950 No10	E		•	•	•	•
	OT6519	Top Hangar	E		•	•		
	OT6230	Low Headroom Top Bracket	E			•		

## B&amp;D SECTIONAL DOORS











	Part No.	Description	Unit	PPF	FTG	PTG	P7&P7D	PTG2
	OT6515	Hinge No5	E		•	•		•
	OT6514	Hinge No4	E		•	•		•
	OT6513	Hinge No3	E		•	•		•
	OT6512	Hinge No2	E		•	•		•
	OT6511	Hinge No1	E		•	•		•
	OT6517	Bottom Hangar L/H	E		•	•	•	•
	OT6518	Bottom Hangar R/H	E		•	•	•	•
	OT6532	Low Headroom Bottom Hangar R/H	E	•	•	•	•	•
	OT6531	Low Headroom Bottom Hangar R/H	E	•	•	•	•	•

## B&amp;D SECTIONAL DOORS










	Part No.	Description	Unit	PPF	FTG	PTG	P7&P7D	PTG2
	OT6218	Slimmasta Hinge Assy (Upper)	E			•		
	OT6219	Slimmasta Hinge Assy (Lower)						
	OT	Wheel & Axle	E		•	•	•	•
	OT4125	Torsion Shaft Collar & Grub Screw	E	•	•	•	•	•
	OT4449	Wheel & Axle Brown Suite H/D Hardware	E		•	•	•	•
	OT4484	Wheel & Axle Brown Extended Suite H/D Hardware			•	•	•	•
	OT6211	Wheel & Axle Nylon Std No Bearing	E			•		
	OT5211	Sheaf Wheel Assembly	E	•	•		•	•
	OT6189	Lhr Sheaf Wheel	E			•		
	OT6192	Lhr Sheaf Wheel Assembly	E			•		













## B&D SECTIONAL DOORS

	Part No.	Description	Unit	PPF	FTG	PTG	P7&P7D	PTG2
	OT3671		E	•	•	•	•	•
	OT6162	Screw Self Drilling 14x3/4 Hex Head	E	•	•	•	•	•
	OT3547	Small Parts Bag D Handle	E	•	•	•		•
	OT4880	Pull Rope	E	•	•	•	•	•
	OT4880	Pull Rope 6mm X 1.5m	E	•	•	•	•	•
	OT2872	Lock Handle & Small Parts	E	•	•	•	•	•
	OT2819	Single Lock Set PPF	E	•				
	OT2820	Twin Lock Set PPF	E	•				
	OT2821	Triple Lock Set PPF	E	•				
	OT2796	Single Lock Set (PTG,FTG.PMT)	E		•	•		•
	OT2781	Twin Lock Set	E		•	•		•
	OT2782	Triple Lock Set	E		•	•		•
	OT6264	Lock Cable Clamps	E	•	•	•	•	•
	OT4442	Lock Strike	E	•	•	•	•	•

## B&amp;D SECTIONAL DOORS

	Part No.	Description	Unit	PPF	FTG	PTG	P7&P7D	PTG2
	OT4481	Lock Catch	E		•	•	•	•
	OT4529	Lock Catch	E	•				
	OT2904	Lock Cable Suits 5500 Wide Doors	E	•	•	•	•	•
	OT2905	Lock Cable Suits 6400 Wide Doors						
	OT2906	Lock Cable Suits 7350 Wide Doors						
	OT4433	Quickcloser	E	•	•	•		•
	OT4562	Flag Bracket R/H	E		•			
	OT4563	Flag Bracket L/H	E		•			
	OT4561	Plastic Bush (Suits OT4560)	E		•			
	OT4560	Spring Anchor Bracket	E		•			
	OT4559	Bearing Plate L/H	E		•			

## B&amp;D SECTIONAL DOORS

	Part No.	Description	Unit	PPF	FTG	PTG	P7&P7D	PTG2
	OT4558	Bearing Plate R/H	E		•			
	5207	Support Arm LHR	E		•	•	•	•
	OT4566	Angle (Top Track)	E		•			•
	OT6112	Horizontal Angle 82°	E			•		
	OT6111	Universal Angle 22° LH/RH	E			•		
		ATRAK Horizontal Track Assembly Low HR				•		
		ATRAK Horizontal Track Assembly Std HR				•		
	OT6110	Universal Track Bracket	E			•		
	OT6117	Spring Anchor Bracket	E		•	•	•	•
	OT4533	Bracket Assy Spring Anchor 65mm (PPF)	E	•				

## B&amp;D SECTIONAL DOORS

	Part No.	Description	Unit	PPF	FTG	PTG	P7&P7D	PTG2
	OT4031	Bracket Assy Spring Anchor	E	•	•		•	•
	OT6118	End Bearing Plate	E			•		
	OT6119	Splice Plate	E			•		
	OT6192	Master Bag	E		•	•	•	•
	OT6203	Self Drilling Screw (Reo Only) Qty 30	E	•	•	•	•	•
	OT4116	Torsion Shaft Coupler (Suits Solid Torsion Shaft)	E	•	•		•	•
	OT5473	Emb-A-Seal Kit Single Sectional Overhead Door Kit 3100mm	E	•	•	•	•	•
	OT5474	Emb-A-Seal Kit Double Sectional Overhead Door Kit 5500mm	E	•	•	•	•	•

## B&amp;D ROLL-A-SHUTTER

	Part No.	Description	Unit	4/100	6/100	8/100	10/100	8/50	Envir-A-Shutter
	034130	Aluminium Bottom Rail Extrusion 3700mm	E	•	•	•	•	•	
	034133	6200mm							
	035072	75mm Box Bottom Rail Steel 6200mm	E		•	•	•	•	
	035071	9000mm							
	017030	Bottom Rail Envir-A-Shutter 5800mm	E						•
	016075	Slat 10/100 Steel 4500mm	E				•		
	016076	6200mm							
	016077	9000mm							
	ASRAS	Slat 10/100 Perforated	E				•		
	016040	Slat 100mm Aluminium Mill Finish	E				•		
	016086	Slat 8/100 Steel 4500mm	E			•			
	016086	6200mm							
	016105	Slat 6/100 Steel 4500mm	E		•				
	016106	6200mm							
	ASRAS	Slat 4/100 Steel	E	•					
	016095	Slat 8/50 Steel 3600mm	E					•	
	016069	5200mm							
	017004	Slat Envir-A-Shutter O/W Aluminium Insulated 5800mm	E						•
	015430	Clip 100mm L/H	E	•	•	•	•		
	015431	Clip 100mm R/H	E	•	•	•	•		

## B&amp;D ROLL-A-SHUTTER

	Part No.	Description	Unit	4/100	6/100	8/100	10/100	8/50	Envir-A-Shutter
	032350	Clip 100mm Malable L/H	E		•	•	•		
	032351	Clip 100mm Malable R/H	E		•	•	•		
	032310	Wind Clip L/H	E		•	•	•		
	032311	Wind Clip R/H	E		•	•	•		
	015420	Clip 50mm L/H & R/H	E					•	
	017041	End Clip Envir-A-Shutter	E						•
Image not available	017038	Guide Roller Envir-A-Shutter	E						•
Image not available	035060	50mm Guide Section 25mm OAT	E					•	
Image not available	035050	70mm Guide Section 36mm OAT	E		•	•	•		
Image not available	035040	75mm Guide Section 27mm OAT	E						
Image not available	035020	75mm Guide Section 33mm OAT	E						
Image not available	035055	100mm Guide Section 38mm OAT	E		•	•	•		
	017036	Guide (Envir-A-Shutter)							•
	016290	Guide Stops	E	•	•	•	•	•	
	015950	Guide Lug	E	•	•	•	•	•	

## B&amp;D ROLL-A-SHUTTER

	Part No.	Description	Unit	4/100	6/100	8/100	10/100	8/50	Envir-A-Shutter
	032020	Block Bearing Block 6/100 Machined	E		•				
	014170	Bearing 35mm Self Aligning	E		•	•	•	•	
	015318	End Cap Pressed Metal	E		•	•	•	•	
	015314	Centre Cap Pressed Metal	E		•	•	•	•	
	015315	Spring Cap Pressed Metal	E		•	•	•	•	
	015755	Huck Pin	E		•	•	•	•	
	015756	Huck Pin Collar	E		•	•	•	•	
	015312	End Cap Pressed Metal	E		•	•	•	•	
	014170	Bearing Self Aligning	E		•	•	•	•	
	014171	Bearing Retainer Plate	E		•	•	•	•	
		Axle Washer	E		•	•	•	•	



# B&D ROLL-A-SHUTTER

	Part No.	Description	Unit	4/100	6/100	8/100	10/100	8/50	Envir-A-Shutter
	016460	Gear 40T	E		•	•	•	•	
	016470	Gear Wheel 47T X 10T Cast	E		•	•	•	•	
	015980	Shaft & Pinion 10T	E		•	•	•	•	
	032020	Bearing Block 6/100 Machined Casting	E		•	•	•	•	
	016250	Sprocket 13T 15.0 X 9.5	E		•	•	•	•	
	016240	Sprocket 13T 19 X 11	E		•	•	•	•	
	016270	Sprocket 38T 19 X 11 40mm Bore	E				•		
	016220	Sprocket 38T 15.9 X 9.5 30mm Bore	E				•		
	016225	38T 16 X 10 Flame Cut	E		•	•	•	•	
	016185	Integral Bracket (Set Of 4)	E		•	•	•	•	
	015378	Bracket Angle Support	E		•	•	•	•	
		Bracket Angle Support	E		•	•	•	•	








## B&amp;D ROLL-A-SHUTTER

	Part No.	Description	Unit	4/100	6/100	8/100	10/100	8/50	Envir-A-Shutter
	015350	Metric Hauling Chain Pasivated	E		•	•	•	•	
	015700	Guide Pendant Type 4.7.1	E		•	•	•		
	015710	Guide Pendant Type 18.8.1	E					•	
	015410	Universal Drum End Block Retaining Clip	E		•	•	•	•	
Image not available	032445	Chain Wheel 10T (Metric) 35mm Bore Machined	E		•	•	•	•	
	032450	Chain Wheel 10T 25mm Bore Machined	E		•	•	•	•	
	032490	Chain Wheel 15T (Metric) Machined	E				•		
	032510	Chain Wheel	E		•	•	•	•	
	032456	10T Special Tog Machined	E				•		
	016400	Flame Cut Capstan Wheel C/W Nut & Bolt Type A For Hex Shaft	E				•		
	016420	Flame Cut Capstan Wheel C/W Nut & Bolt Type B For 40-50mm Dia Shaft	E				•		
	015501	Lifting Stick Ras	E	•	•	•	•	•	•











## B&amp;D ROLL-A-SHUTTER

	Part No.	Description	Unit	4/100	6/100	8/100	10/100	8/50	Envir-A-Shutter
	033130	Omron HL-5030/IP65 Rating	E		•	•	•	•	
	035230	Safety Gate Bracket Set	E		•	•	•		
	033145	Grifco Slide Bolt Lock Out Switch	E		•	•	•	•	
	014100	Locking Bar Aluminium						•	
	014101	Locking Bar Bridge						•	
	014108	Locking Bar & Bridge Assembly						•	
	014110	Locking Bar Steel Heavy			•	•	•	•	
	15212	Bracket Gear End			•	•	•	•	
	015220	Bracket Plain End			•	•	•	•	
	015225	Bracket Electric Assembly L/H			•	•	•	•	





## B&amp;D ROLL-A-SHUTTER

	Part No.	Description	Unit	4/100	6/100	8/100	10/100	8/50	Envir-A-Shutter
	015226	Bracket Electric Assembly R/H			•	•	•	•	
	015240	Eye Locking Bar Bridge			•	•	•	•	
	015250	Plain Locking Bar Bridge			•	•	•	•	
	015360	Locking Chain Cleat		•	•	•	•	•	
	015460	Pressed Metal Collar With Stud					•		









## B&amp;D FLEX-A-DOOR

	Part No.	Description	Unit	Flex-A-Door
	51527	Small Parts Bag R1X (Green Bag)	E	•
	49848	Bottom Rail Handle	E	•
	50626	Guide Clip S3	E	•
	OT2717	Tek Screw	E	•
	000768	Lock Bar Grommet	E	•
	9052	Lock & Faceplate	E	•
	51576	Buffer Rubber	E	•
	51169	Lock Hole Cover	E	•
	51526	Fastener Pack	E	•
	OT2650	Bolt 5/16 X 9/16	E	•

## B&amp;D FLEX-A-DOOR









	Part No.	Description	Unit	Flex-A-Door
	OT2702	Nut 1/4 UNC	E	•
Image not available	51516	Small Parts Bag Head Panel	E	•
	51512	10 Carriage Assemblies & Rivets	E	•
	OT4525	Track Bracket	E	•
Image not available	51540	Sheave Pulley		
Image not available	51528	Parts Bag Without Lock	E	•
Image not available	51578	Assy Cable 2mm X 7.2m	E	•
Image not available	51563	Spring Guide Horizontal Track	E	•
Image not available	51530	Curve Plastic R/H	E	•
Image not available	51529	Curve Plastic L/H	E	•
	51510	Carriage Assy Top Rail	E	•

## B&amp;D FLEX-A-DOOR

	Part No.	Description	Unit	Flex-A-Door
	51506	Guide Block & Roller Assy R/H	E	•
	51505	Guide Block & Roller Assy L/H	E	•
	051517	Pivot - Rail Retractable Infil - R1X	E	•
	059931	Pin Clevis 1/4" Od X 1 1/4" Long	E	•
	059932	"R" Clip 1.5mm	E	•
	051522	Spring Compression - Arm R1X	E	•
	051521	Plunger Arm - R1X	E	•
	051523	Brace Cylinder Arm - R1X	E	•
	051520	Connector Cranked Arm - R1X	E	•
	051519	Guide Retractable Infil - R1X	E	•
Image not available	051709	Parts Bag		



## B&amp;D TILT-A-DOR

	Part No.	Description	Unit	J - Old style	T - Old style	J - New style	T - New style
	OT1247	Yellow Wheel Replacement	E		•		
	OT1255	Kicker Bolt	E		•		
	OT1246	Pivot Bearing Replacement Kit	E	•	•		
	OT2801	Lockset No1	E	•	•	•	•
	OT2834	Lockset Centre Bar	E	•	•	•	•
	OT2805	Plastic Internal Lock Lever	E	•	•	•	•
Image not available	OT7012	External Access Device	E	•	•	•	•
Image not available	OT1078	Lock Strike Plate	E	•		•	
	180150	Door Stop	E			•	•
	180140	Hook Bolt Bracket Galvanised	E	•	•	•	•

## B&amp;D TILT-A-DOR

	Part No.	Description	Unit	J - Old style	T - Old style	J - New style	T - New style
	180468	Track Bracket	E		•		•
	180496	50-70 Kicker Assembly	E			•	
	180151A	Pig Tail Bolt	E	•	•	•	•
	180183	Dominator Hook Bolt Bracket	E				•
	180497	100 Kicker	E				•
	180180	Double Spring Hook	E				•

# NOTES



# NATIONAL DIRECTORY

## QUEENSLAND

qldsales@bnd.com.au  
 17 Oasis Ct, Clontarf QLD 4019  
 P (07) 3883 0200  
 F (07) 3283 4870

## VICTORIA

vicsales@bnd.com.au  
 147-153 Canterbury Rd, Kilsyth VIC 3137  
 P (03) 9237 7766  
 F (03) 9237 7700

## WESTERN AUSTRALIA

wasales@bnd.com.au  
 96 Mulgul Rd, Malaga WA 6090  
 P (08) 9247 8777  
 F (08) 9247 8700

## SOUTH AUSTRALIA

sasales@bnd.com.au  
 23 Frederick Rd, Royal Park SA 5014  
 P (08) 8440 4747  
 F (08) 8440 4746

## NEW SOUTH WALES & ACT

nswsales@bnd.com.au  
 34-36 Marigold St, Revesby NSW 2212  
 P (02) 9722 5555  
 F (02) 9771 3936

1/108 Mitchell Road  
 Cardiff NSW 2285  
 P (02) 4956 8533  
 F (02) 4956 8536

## INTERNATIONAL

bndint@bnd.com.au  
 34-36 Marigold St, Revesby NSW 2212  
 P (02) 9722 5555  
 F (02) 9771 6385

