

AUSTRALIA'S PREMIUM
LIGHT INDUSTRIAL ROLLING DOOR

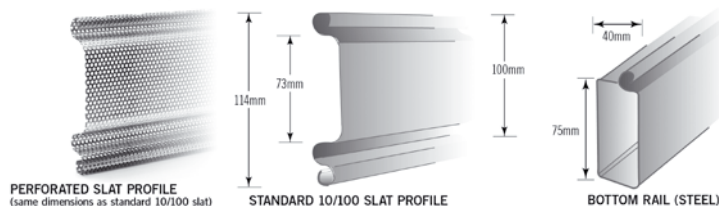
Roll-A-Shutter™

10/100 – INDUSTRIAL SLAT TYPE SHUTTER



The 10/100 Roll-A-Shutter curtain is made from 1.0mm thick continuous roll formed interlocking type coated galvanised steel slats, having a nominal effective width of 100mm and a zinc coating of not less than 250g/m².

The curtain is fitted with moulded nylon clips to the ends of alternate slats by three nylon rivets. When ordered, special malleable iron windlocks shall be fitted to the slat ends at the recommended intervals on shutters exposed to excessive wind loading.



BENEFITS

- Highly versatile custom built and manufactured from quality materials in compliance with sound engineering practice
- Suit a large range of openings from 900mm to 12200mm in width
- Operated by way of a wide choice of manual, chain geared or power driven methods ensuring minimal operational effort.

BOTTOM RAILS

Steel box section bottom rail, 75mm high by 40mm wide, and the top edge formed to interlock with the bottom slat of the shutter and cold roll-formed from 2mm steel.



Doors & Openers®

THERE'S SO MUCH MORE BEHIND A B&D DOOR

Call **13 62 63** or visit www.bnd.com.au for further information.

*For full warranty conditions see back page.

THERE'S SO MUCH MORE BEHIND A B&D DOOR

GUIDES

The standard guides provided for nylon clipped Roll-A-Shutters are steel channels cold roll formed from 2.0mm steel, having a minimum depth of 70mm and measuring 38mm across the back. The 100mm deep guide option uses steel channels cold roll formed from 2.5mm steel, with a depth of 100mm and measuring 38mm across the back. When fixing to masonry, these guides shall be fixed securely to walls at intervals of not more than 750mm by 9.5mm diameter masonry anchors and hex head bolts, or as specified for steel work.

WINDLOCK GUIDES

When specified, windlock channel guides cold roll formed from 2.5mm steel with a minimum depth of 85mm and measuring 50mm across the back, with a 40mm x 12mm mild steel bar welded to the inside surface of the guide will be provided. Fabricated windlock guides are also available as an option. The recommended method of securing windlock guides is by 40mm intermittent stagger welds to the steel building structure at 400mm centres.

DRUM

For shutters up to 6000mm x 6000mm the drum shall be of steel tube having a minimum O.D of 168mm x 3.18mm wall thickness and designed so that the drum stress does not exceed 124MPa. The drum is fitted with bearings and mounted on a bright mild steel spindle having a minimum thickness of 35mm. Drums for larger shutters are selected in accordance with shutter size. (Discuss with your B&D Rep).

GEARS

The gearing shall be spur gears or a reduction gear box with the gearing ratios selected in accordance with shutter size.

BRACKETS

The shutter support brackets fabricated from angle iron or 8mm M/S (or heavier) plate to be fixed to walls by not less than three 12mm/ two 16mm masonry anchors and hex head bolts or as specified for steel work.

SPRINGS

Helical torsion type drum springs, made from spring steel wire conforming to AS1472. Designed to fit the drum assembly and of selected length to match the operating revolutions of the drum assembly, without exceeding the safe working stress.

LOCKING

All hand operated shutters are supplied as standard with external bottom rail slide bolt locking. All chain operated shutters are supplied as standard with chain cleat locking. There is an option for no locking, internal slide bolts, or internal & external slide bolts. There is also an option for keylocking on aluminium bottom rails up to 4800mm wide.

FINISH

Galvanised steel finish with all M/S components prime coated. Optional powdercoat finish available when specified. Hauling chains shall be zinc passivated. Other options include aluminium bottom rail and limited.

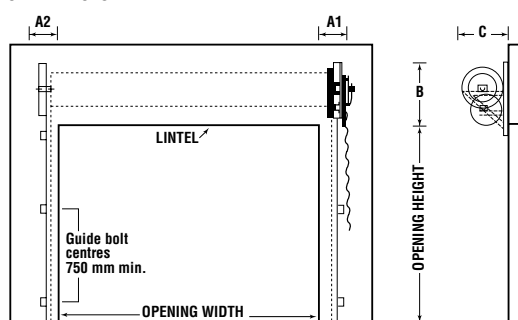
DIMENSIONS (all measurements in mm)

A1 Denotes gearside **A2** Denotes plain side
B Denotes headroom **C** Denotes end view

	A1	A2	B	Bmin	C
MANUAL - No chain wheel (electric operation optional)					
Up to 5.9m ² Windlocks every 4th	200 - 210	200 - 210	590 - 750	540 - 700	365 - 425
4.7:1 - Chain geared (electric operation optional)					
Up to 9.3m ² Windlocks every 4th	240 - 250	200 - 210	640 - 780	590 - 730	415 - 455
18.8:1 - Chain geared (electric operation optional)					
Up to 36m ² Windlocks every 4th	280 - 290	200 - 210	680 - 835	630 - 785	455 - 510
Electric inside mount	230		570 to back of STR motor		
Electric outside mount	460		570 to back of STR motor		

Note: Headroom dimension "B" should be increased when possible to minimise curtain deflection effects.

CLEARANCES



PLAIN SIDE

GEAR SIDE

Masonry: 12mm ragged bolts or masonry anchors

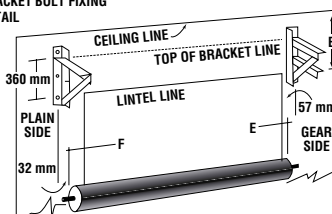
Steel: 12mm engine bolts

Timber: 12mm coach bolts

"E" = measurement from end of drum (not the gear wheel) to the fixing bolt centre line – Gear Side

"F" = measurement from end to bracket fixing bolts centre line – Plain side.

BRACKET BOLT FIXING DETAIL



NOMINAL SIZE (mm)	WEIGHTS	NOMINAL SIZE (mm)	WEIGHTS
2400 x 2400	240kg	6300 x 6300	1200kg
3000 x 3000	320kg	7200 x 7200	1570kg
3600 x 3600	410kg	8100 x 8100	2000kg
4500 x 4500	570kg	+8100 to 9000	2300kg
5400 x 5400	750kg		

YOUR **B&D REPRESENTATIVE** IS:

International Customers call **+61 2 9722 5555**
fax **+61 2 9771 6385** or email **bndint@bnd.com.au**



Doors & Openers®

THERE'S SO MUCH MORE BEHIND A B&D DOOR

B&D Doors has offices servicing all states.
For more details on this product or our other ranges,
call **13 62 63** or visit **www.bnd.com.au**

Notes / Information

- B&D Roll-A-Shutter™ 10/100 Industrial Slat Type Shutters are covered by a 12 month warranty, for complete door and parts, as recommended in the door's handbook. Full details of the warranty are available from www.bnd.com.au. 12 month warranty only applies to doors purchased and installed in Australia or New Zealand. Warranty only valid if warranty conditions are met.
- For areas within one kilometre of a corrosive environment eg. salt air or industrial fallout, special care and maintenance are generally required for metal products. Consult B&D or your B&D Accredited Dealer for advice.
- The company reserves the right to make changes or improvements to the products or accessories without notice and without incurring any obligation to make similar changes or improvements to goods previously

ordered. The company also reserves the right to site touch-up of colour finishes as deemed necessary by the Company. Specifications subject to change without notice.

- Roll-A-Door and Nylofelt are trademarks of B&D Australia Pty Ltd. Abuse of these trademarks will result in legal action.
- B&D products have many patents and registered designs applicable. B&D Roll-A-Shutter™ 10/100 Slat Type Shutters are Australian made
- Colorbond® and Zinalume® are registered trademarks of BlueScope Steel Limited.
- While BlueScope Steel Limited is our preferred supplier, steel products from other sources may also be used.
- Details correct at date of publication.

10/10

an **alesco** company

B&D Doors is a division of B&D Australia Pty Ltd, an Alesco company ABN 25 010 473 971 © 2010 B&D Australia