



Selection Guide



When you choose B&D, you're selecting the best in design, features, style, warranty and service – whilst also supporting an Australian owned company. Offering a large selection of doors, openers and accessories to suit your individual needs, its easy to see why there is really so much more behind a B&D door.

TYPES OF GARAGE DOORS

SAFETY & DURABILITY

AUTOMATION

ACCESSORIES

WARRANTY



Doors & Openers®

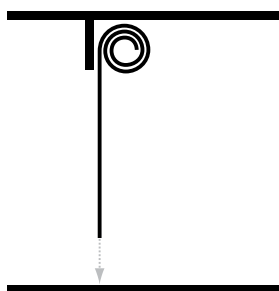
THERE'S SO MUCH MORE BEHIND A B&D DOOR

Call **13 62 63** or visit **www.bnd.com.au** for further information

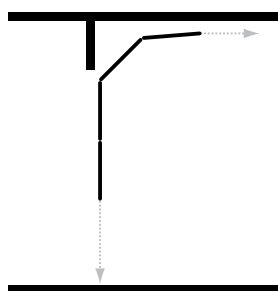
Your Guide

TYPES OF GARAGE DOORS

There are several types of garage doors available for you to choose from. All of which can be automated for remote control operation. These include:

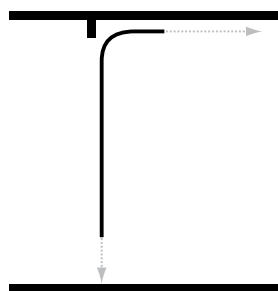


Roller doors – comprise of a ribbed steel curtain that moves vertically in the opening, and rolls up around a drum, guided by tracks and counterbalanced with springs. They are particularly suitable for garages and sheds where there is plenty of headroom above the opening and where a traditional look is required. The B&D Roll-A-Door® is the original roller door, with 50 years of added innovation and improvement.

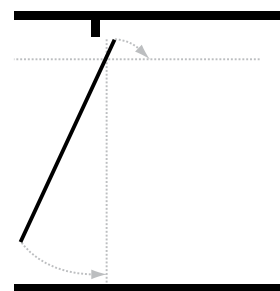


Sectional doors – comprise of a number of rigid sections that are hinged together and move vertically in the opening, then horizontally along the ceiling, guided by tracks and counter-balanced with springs. Commonly used on new houses where a pattern or style is required to match the style of the house. These doors can be made of steel, wood and other materials. The B&D Panelift® range offers a broad selection of styles and colours.

Also available are Design-A-Door™ sectional doors consisting of a frame which can be fitted with a variety of different inserts, so you can create your own garage door.



Flex-A-Door® doors – comprise of a durable Roll-A-Door® curtain, fitted on a curving track, which slides from a vertical position up into a horizontal position, close to the ceiling. Especially suited to applications where there is not the headroom for a roller door or, where a smoother, easier to use solution is required to replace an existing tilt door.



Tilt doors – comprise of a one piece tilting panel, fitted with pivoting arms at both sides of the opening, which moves out and up from a vertical position into a horizontal position. These allow almost any material to be used to make a garage door and offer one of the lowest possible headroom requirements. When you choose B&D Tilt-A-Dor® fittings, you can be sure quality hardware is included in your tilting door.

Headroom

Until recently there was little choice available for those who had a garage or carport with restricted headroom. No longer do you need to have a difficult to operate tilt door fitted. B&D's Flex-A-Door has solved the headroom issues, and gives a clean neat appearance both on the inside and outside. This design is unique to B&D.



**As with all types of garage doors, for optimal trouble free performance and safety, we recommend you have your door serviced annually.*

TAILOR MADE VS STOCK STANDARD

Don't overlook the importance of a tailor made garage door. When a door is tailor made, your door is made for your house, so it fits perfectly. All the patterns and panels are evenly spaced, giving a consistent appearance from the street. Doors that are not tailor made are put together from stock panels, so it cannot be guaranteed that all the panels and patterns will be evenly spaced. B&D believe the final look of your door is of prime importance, so all B&D branded doors are tailor made. That's why it is essential that your garage door dealer visits your home to measure up your door opening, and any quotes offered over the phone should be treated with caution.

SAFETY

Safety should be a key consideration when selecting a garage door or opener, as a garage door will be the largest moving item in your house and failures can cause serious injury. Doors can vary dramatically in the safety features they include.

B&D believes the safety of your family and possessions is of utmost importance, so we incorporate some of the most advanced safety features into our doors and openers, including:

On the Roll-A-Door® range:

- Locking bar end covers preventing injury to fingers;
- Steel door stops for reliable stopping every time.

On the Controll-A-Door® range of openers:

- An automatic reverse function so if the door comes into contact with an obstruction on its downward journey it goes back up, or if it comes into contact with an obstruction on its upward journey it automatically stops.

- As an optional extra, safety infra-red beams can be fitted to openers, so the door will automatically stop and reverse, if the beam is broken whilst the door is closing.



On the Panelift® steel door range:

- Pinchfree™ panel edge design, prevents finger entrapment between panels, both on the inside and outside of the door. No other door on the market offers this dual sided safety feature;
- Rolled over edges on stiles, panels and reinforcing reducing the risk of cut fingers;
- In-line wheels and tracks that do not protrude behind the door, reducing the chance of finger entrapment at the sides of the door.

DURABILITY

When you buy a garage door, you expect it to continue to work like new for many years. All doors need regular maintenance, but there are other features that can be included into a door, to ensure it will last the distance, including:

- Choosing a door that is fitted with springs that exceed the Australian Standard (AS/NZS 4505–1998) for garage doors – 20,000 cycles.
- The profile and steel thickness on a rolling door. This will have an impact on the longer term appearance. The B&D Roll-A-Door square-line profile reduces the deflection in the door curtain and the visible effect of seaming joints. The B&D Roll-A-Door traditional profile has a deeper, rounded curtain shape, providing a stronger door, with more rigid steel curtain.



THERE'S SO MUCH MORE BEHIND A  DOOR

WEATHER PROTECTION

The days of only storing the car and the garden tools in the garage are long gone. We now store some of our most prized possessions in our garage, or in some cases turn the garage into another room of the house. Weather protection is therefore critical with today's garage doors.

- Well designed bottom weatherseals help to stop leaves and rain coming in under the door.
- Colorbond®, our preferred steel, is designed to stand up to harsh Australian climate conditions.
- Doors can be reinforced for resistance to strong winds, and in cyclone prone areas of Australia wind lock guides are available for extra protection.

SMOOTH AND QUIET OPERATION

If your garage is joined to your house, the noise the door and opener make will be particularly important.

B&D incorporate some of the most advanced features into our doors and openers to ensure they remain quiet, including:

On the Panelift® steel door range:

- Nylon wheels with ball bearings;
- Factory fitted, polypropylene internal hinging system and moulded, glass reinforced polypropylene track curve.

On the Roll-A-Door® range:

- Nylofelt® running strips to provide greaseless operation;
- Castellated drum wheels and mini groove top sheet on the Squareline Deluxe to help reduce chances of paint scuffing during door operation;
- Guide block and roller for smooth, quiet operation.

On the Controll-A-Door®P Diamond Series and PD ranges of openers:

- Soft start/soft finish, which allows the door to open slowly, then speed up and come slowly to a stop.

WARRANTY

It's important to have peace of mind when you make a purchase, but you also want to know that the company you purchase from will be around to service your warranty as well. B&D Doors have been operating since 1946, and we offer some of the most extensive warranties available.

It's important to check the fine print of a warranty as well, particularly for automatic openers. Does it include the full opener for the period of the warranty, or just the motor? Does it include servicing on-site, or do you have to return the opener to the manufacturer? All of these things are important, should something happen to your opener. The B&D Controll-A-Door includes a 5 year / 10,000 cycle warranty on the opener including parts and on-site labour*.

* Some terms and conditions apply. Please check with your B&D dealer or go to www.bnd.com.au for more details.

SECURITY

In a lot of cases with garages today, they are an entry point into your home. The last thing you want to have is an unwanted intrusion through your garage. It is important to consider the features that will be included with your door and opener, to help prevent this from occurring.

- Does the door have double bar locking?
- Is it fitted with a pick resistant lock design?
- Will it be installed by an Accredited Dealer who is fully trained in the correct installation methods?



AUTOMATION

Whether to get an automatic door which operates by a transmitter or wall button is a key decision and one best made when selecting the door. Apart from the convenience of not having to leave the car and physically lock/unlock the door and manually open or close it each time you access the garage, an opener offers additional security benefits:

- No need to leave the security of the car when returning home.
- An opener will automatically lock the door when closing.
- Openers can also provide light and can have interconnection with alarm systems.

B&D openers are designed to the highest technical specification and offer a model to suit most requirements. As the opener will be depended on each and every time the garage door is operated, it is best to choose a matching opener for ongoing reliability. If power is available to the garage, then often they can be simply plugged straight into a standard outlet. B&D openers can also be retrofitted to most existing garage doors.

New B&D Controll-A-Door® openers now have Tri-Tran™ multi frequency technology, meaning your opener will never have interference from household wireless products including baby monitors, door bells and some in car entertainment systems. So when you want your garage door to open, it will.

Why choose *B&D*?



B&D IS PROUD TO BE
RECOGNISED AS A GREAT
AUSTRALIAN ICON.

As Australia's market leader in the manufacture and marketing of garage doors and automatic openers, since 1956 we have manufactured over 5 million garage doors, for installations in Australia and in over 20 countries throughout the world.

Not only do we have all the products you need, we also have a national network of Accredited Dealers, who are experts in their field. Our Accredited Dealers have been trained by B&D in the features and installation requirements for B&D doors and openers, and are happy to provide advice on any of our products.

When you choose B&D, you're selecting the best in design, features, style, warranty and service, while also supporting an Australian owned company. To discover why there is so much more behind a B&D door, call us today.



B&D have a range of accessories to increase the functionality of your B&D door or opener.
Call us on **13 62 63** or visit **www.bnd.com.au** for the complete range of B&D products and accessories.

ACCESSORIES

Some of the accessories you can get for your garage door and opener include:



Windows – To bring light into your garage, add windows to your sectional door.



Additional transmitters – everyone in the home can enjoy the convenience of the garage door opener, with extra transmitters available.



Entry keypad – allows entry to the garage without a transmitter. Great for children. No need to give them a key, they can enter the house with their PIN number.



Emb-A-Seals™ – are perfect for bushfire prone regions, as they help prevent entry of embers, which once inside may catch alight. Available for both sectional and rolling doors.



Emergency key release or combo access device – allows an opener to be disengaged so the door operates manually from outside the garage. It is recommended for use where the garage door is the only point of entry to the garage.



Safety infra-red beams – for added safety and security the door will automatically stop and reverse, if the beam is broken whilst the door is closing.



Transmitter wall button – allows remote door operation. No wiring required, and can be mounted inside the garage.

CHOOSING A DEALER

Picking a tradesperson is never an easy decision. To make the process simpler, B&D have a national network of B&D Accredited Dealers. These are dealers who have achieved accreditation through a standardised testing procedure, carried out by B&D every 6 months, to ensure our standards, and theirs, remain at the top level.

All B&D Accredited Dealers have been trained by B&D in relation to the features and installation procedures for B&D doors and openers, so you can be confident that a B&D Accredited Dealer knows what they are doing.

BUT WHAT WILL IT LOOK LIKE

This used to be the hardest question to answer, but not anymore. B&D allows you to view the range of B&D residential doors on your own house – for free. Simply take a digital picture of your house, with the garage straight on, and then visit the Design Centre in our website **www.bnd.com.au**. If you do not have a digital camera you can choose a similar house from the selection of library photos available. It makes selecting the perfect door for your house simple.



YOUR **B&D REPRESENTATIVE** IS:

International Customers call **+61 2 9722 5555**
fax **+61 2 9771 6385** or email **bndint@bnd.com.au**



Doors & Openers®

THERE'S SO MUCH MORE BEHIND A B&D DOOR

At B&D, we understand that choosing a garage door for your home is an important decision. A garage door can take up to 40% of your home's frontage, so the door you finally select will have a major impact on the look of your home.

Design and colour are of prime importance, however there are some other things you should consider when purchasing a garage door.

This leaflet is designed to help you with your selection process. It will assist you in choosing the features you want included in your garage door, so when you speak to your garage door dealer, you'll know exactly what you're after.

For more details on B&D's range of products and to find out why there's so much more behind a B&D door please call **13 62 63** or visit **www.bnd.com.au**.

an **alesco** company