

## ThermoPlus ThermoPro Entrance Doors

### Features

The ThermoPlus entrance door offers you everything that makes for an excellent entrance door. The solid 65-mm-thick steel door leaf with PU rigid foam infill and the leaf profile on the inside made of composite material keep the cold out.


If you would like to equip your main and side entrance with an attractive, high-quality door, Hörmann's ThermoPro is the right choice for you. With a UD-value up to  $1.1 \text{ W}/(\text{m}^2\cdot\text{K})$ , the ThermoPro door achieves excellent thermal insulation values. Thanks to the standard 5-point security lock, the entrance door is ideally equipped when it comes to security.

## SUPERIOR DESIGN OUTSTANDING INNOVATION

### THERMOPLUS




### THERMOPRO



With UD-values up to  $1.1 \text{ W}/(\text{m}^2\cdot\text{K})^*$ , ThermoPro entrance doors provide excellent thermal insulation for your home.

ThermoPlus entrance doors feature a UD-value of up to  $0.87 \text{ W}/(\text{m}^2\cdot\text{K})^*$  for even better thermal insulation. As a result, you save energy in the long term while also protecting the environment.



### BREAK-IN- RESISTANT LOCKING

You and your family should feel safe in your own home. This is why our ThermoPlus/ThermoPro doors are equipped with multiple-point locking as standard.



### SAFE GLAZING

When it comes to industrial safety and burglar protection, 4Ddoors entrance doors fulfil the highest demands. The 8-mm-thick laminated safety glass on the interior of the insulated glazing provides maximum security.



## THE ENTRANCE DOOR THAT MAKES YOU FEEL WELCOME

THERMOPLUS  
STYLE 700



THERMOPLUS  
STYLE 750



THERMOPLUS  
STYLE 800



THERMOPLUS  
STYLE 810



THERMOPLUS  
STYLE 850



THERMOPLUS  
STYLE 900



THERMOPLUS  
STYLE 010



THERMOPLUS  
STYLE 015



Product finishes and colours will vary due to the printing process and technology screen settings for digital viewing. These representations are not an exact match to actual product.  
For RAL colours, using these CMYK references is entirely your choice, and accuracy should be checked, before you commit to use the RAL colours. \* RAL Classic colours, except for pearl-effect, fluorescent and metallic colours. \*\* Preferred colours for Sandgrain surface finish.



## FOR A WELCOMING RECEPTION AT HOME

THERMOPRO  
STYLE 030



THERMOPLUS  
STYLE 040



THERMOPRO  
STYLE 015



THERMOPRO  
STYLE 025



THERMOPRO  
STYLE 700



THERMOPRO  
STYLE 100



Product finishes and colours will vary due to the printing process and technology screen settings for digital viewing. These representations are not an exact match to actual product.

For RAL colours, using these CMYK references is entirely your choice, and accuracy should be checked, before you commit to use the RAL colours. \* RAL Classic colours, except for pearl-effect, fluorescent and metallic colours. \*\* Preferred colours for Sandgrain surface finish.

## GLAZINGS FOR DOORS

Style 700 / 750 / 800 /  
810 / 850 / 900



These styles offer a nearly solid look on the inside and outside. The stainless steel glazing frame complements its elegant overall appearance. Convincing when it comes to saving energy: triple-pane thermal insulation glass glazings with a high thermal insulation value.

Styles 020 / 025 / 030  
/ 040



These doors are equipped with a double-pane insulation glass glazing, guaranteeing excellent thermal insulation. A modern, harmonious overall door appearance is created with a round-style plastic glazing frame. With Decograin surfaces, the glazing frame is painted in a colour complementing the surface finish.


Styles 200/400




Both panelled door styles are a stylish way to present your home with their perfectly matching profile-style plastic glazing frames. When it comes to thermal insulation, the double-pane insulating glass glazing gives you everything you expect from a high-quality Hörmann entrance door.

## GLAZINGS FOR SIDE ELEMENTS AND TRANSOM LIGHTS

ThermoPro doors are supplied with the side element and transom lights with double-pane insulated glazing, ThermoPlus doors with triple-pane insulated glazing.



Sand-blasted  
(ThermoPlus,  
ThermoPro)



Sand-blasted with  
clear stripes  
(ThermoPlus,  
ThermoPro)



Clear glass  
(ThermoPlus,  
ThermoPro)



Mastercarré  
(ThermoPro)



Ornament 504  
(ThermoPro)



Cathedral small  
hammered finish  
(ThermoPro)


**ThermoPlus  
ThermoPro  
Entrance Doors**

*Colour  
& Finishes*

Do you prefer a subtle Window grey or would you like to show your true colours with Ruby red? When choosing a colour for your new 4Ddoors entrance door, we let your creativity run wild. You can choose between the Traffic white RAL 9016 and 15 additional preferred colours. The interior and exterior of your ThermoPlus or ThermoPro doors are always the same colour.


## FIND YOUR FAVOURITE COLOUR

### Standard Colours



- 1 RAL 9016 Traffic white
- 2 RAL 9007 Grey aluminium
- 3 RAL 9006 White aluminium
- 4 RAL 9002 Grey white
- 5 RAL 9001 Cream
- 6 RAL 8028 Terra brown
- 7 RAL 8003 Clay brown
- 8 RAL 7040 Window grey
- 9 RAL 7035 Light grey
- 10 RAL 7016 Anthracite grey
- 11 RAL 6005 Moss green
- 12 RAL 5014 Pigeon blue
- 13 RAL 5010 Gentian blue
- 14 RAL 3003 Ruby red
- 15 RAL 3000 Flame red
- 16 RAL 1015 Light ivory

## ELEGANCE AND DETAILED ACCURACY



Decograin\* is available in four natural looking timber designs and anthracite with a metallic effect. An embossed wood grain gives it an authentic timber character.

\* Not available for styles 100 / 200 / 400. Colours matched for glazing frame styles 020 / 025 / 030 / 040.

Product finishes and colours will vary due to the printing process and technology screen settings for digital viewing. These representations are not an exact match to actual product.  
For RAL colours, using these CMYK references is entirely your choice, and accuracy should be checked, before you commit to use the RAL colours. The colours and surface finishes shown are subject to the limitations of the printing process and cannot be regarded as binding. Dark colours should not be used for doors that are exposed to the sun, as an increased material expansion may impair the door's function.